

KENYA SOCIAL AND ECONOMIC INCLUSION PROJECT (KSEIP)



BASIC PROGRAM INFORMATION

COUNTRY
Kenya

REGION
Sub-Saharan Africa

LEAD IMPLEMENTING AGENCY
Department of Social Development in the Ministry of Labour and Social Protection

TYPE LEAD IMPLEMENTING AGENCY
National govt

START DATE
11/01/2020

END DATE
12/01/2024

P-CODE (WB PROGRAMS)
P164654

GLOBAL PRACTICE (WORLD BANK)
Social Protection & Jobs

PROGRAM OBJECTIVES

MAIN OBJECTIVES

Wage employment	Food security	Financial inclusion	Self-employment
Market access	Social services	Income diversification	Women's empowerment
Social cohesion	Productivity	Social inclusion	Climate resilience


PROGRAM DESCRIPTION

The project is a graduation program delivered by BOMA and Village Enterprise that aims to lift the poorest households out of extreme poverty across pilot counties.

PROGRAM COMPONENTS



TRANSFER



COACHING




BUSINESS CAPITAL




FINANCIAL SERVICES FACILITATION



WAGE EMPLOYMENT FACILITATION



MARKET LINKS



SKILLS TRAINING



CLIMATE RESILIENCE SUPPORT

AVERAGE PROGRAM DURATION FOR PARTICIPANTS

Under one year	Between one and three years	More than three years
----------------	-----------------------------	-----------------------

DO PARTICIPANTS ACCESS COMPONENTS IN A SPECIFIC SEQUENCE?



DIGITIZATION

COMPONENTS DELIVERED DIGITALLY

TRANSFER	COACHING	BUSINESS CAPITAL
FINANCIAL SERVICES FACILITATION	MARKET LINKS	SKILLS TRAINING
CLIMATE RESILIENCE SUPPORT	WAGE EMPLOYMENT	



COUNTRY INFORMATION

LENDING CATEGORY (WB ONLY)
Blend

FCV COUNTRY (WB FY24 LIST)
No

TOTAL POPULATION (MILLION)
53.01

POVERTY HEADCOUNT (NPL) (%)
36.10%

POVERTY HEADCOUNT (\$2.15/DAY (2017 PPP)) (%)
29.40%

POVERTY HEADCOUNT (MPI) (%)
37.48%

NO. ECONOMIC INCLUSION PROGRAMS IN THE COUNTRY
30

NO. BENEFICIARIES (DIRECT & INDIRECT) OF ECONOMIC INCLUSION PROGRAMS IN THE COUNTRY
7,866,515



PARTICIPANT PROFILE

TARGETED POVERTY GROUPS

Poor

Extreme poor

Ultra-poor

PRIORITY VULNERABLE GROUPS

Women

Older people

Persons with disabilities

Marginalized



ELIGIBILITY CRITERIA



PARTICIPANT IDENTIFICATION METHODS

Community-based targeting

Geographic targeting

Categorical targeting

Proxy Means Test



PLANNED RESEARCH AND EVALUATION

EVALUATION/RESEARCH TYPES

Process evaluation
Impact evaluation

IMPACT EVALUATION TOPICS

Overall impact
Scalable delivery modalities
Resilience and shocks responsiveness
Timing, sequencing, and intensity of components

NAME RESEARCH PARTNERS

Oxford Policy Management (OPM)

DATE WHEN IMPACT EVALUATION RESULTS AVAILABLE

Dec 2025

Data submitted as of 05/01/2023, through PEI's Landscaping Survey.

For more information on the survey [click here](#).

KENYA SOCIAL AND ECONOMIC INCLUSION PROJECT (KSEIP)

PROGRAM COVERAGE

DIRECT PARTICIPANTS

7,100

DIRECT & INDIRECT BENEFICIARIES

25,836

PERCENTAGE FEMALE PARTICIPANTS

51-75% of participants

Share of country population (%)

: 0.05

Area/s

: Mix (urban & rural)

Share of poor (national poverty line) (%)

: 0.14

Geographic coverage

: Several states/regions

INSTITUTIONAL ARRANGEMENTS

ORGANIZATIONS

INVOLVED IN IMPLEMENTATION

PROVIDING FINANCING

National/central government



Regional/district government



Local/municipal government



Non-governmental organization



Community



Financial Service Provider



World Bank



Multilateral (not WB)



Bilateral organization



Private sector organization



COMMUNITY ENGAGEMENT

COMPONENTS DELIVERED THROUGH COMMUNITY

COMMUNITY STRUCTURES LEVERAGED FOR PROGRAM DELIVERY

- Transfer
- Business capital
- Wage employment facilitation
- Skills training
- Coaching
- Financial services facilitation
- Market links
- Climate resilience support

- Informal community groups
- Formal community groups
- Local governance groups
- Community individuals
- Other community structures

LEARN MORE

www.peiglobal.org

CONTACT US



PEI Management Team
peimt@worldbank.org

