

BUILDING RESILIENCE THROUGH INITIATIVES DEFINING
GROWTH POTENTIAL OF ECONOMIC SOLUTIONS FOR
SYRIANS (BRIDGES)

PROGRAM OBJECTIVES
MAIN OBJECTIVES

Wage employment	Food security	Financial inclusion	Self-employment
Market access	Social services	Diversification	Women's Empowerment
Environmental Management	Productivity	Social Inclusion	Resilience

PROGRAM DEVELOPMENT OBJECTIVE(DESCRIPTION)

1. Enhancing employability through skills trainings and linkages to employment opportunities 2. Strengthening self-employment through business skills trainings, productive asset support and business development services

PROGRAM COMPONENTS

 TRANSFERS	 COACHING	 BUSINESS CAPITAL	 FINANCIAL SERVICES FACILITATION
 WAGE EMPLOYMENT FACILITATION	 MARKET LINKS	 SKILLS TRAINING	 NATURAL RESOURCE MANAGEMENT AND/OR CLIMATE CHANGE ADAPTATION

AVERAGE PROGRAM DURATION FOR PROGRAM BENEFICIARIES

Under one year	Between one and three years	More than three years
----------------	-----------------------------	-----------------------




DO PARTICIPANTS ACCESS COMPONENTS IN A SPECIFIC SEQUENCE?

YES

NO

DIGITIZATION
COMPONENTS DELIVERED DIGITALLY

TRANSFERS	COACHING	BUSINESS CAPITAL
FINANCIAL SERVICES FACILITATION	MARKET LINKS	SKILLS TRAINING

 PARTICIPANT PROFILE TARGETED POVERTY GROUPS Other vulnerable PRIORITY VULNERABLE GROUPS Women Youth Displacement-affected	 ELIGIBILITY CRITERIA Age Sex Poverty status Physical condition Having dependents Behavioral attributes	 PARTICIPANT IDENTIFICATION METHODS Geographic targeting Categorical targeting
---	--	---



BASIC PROGRAM
INFORMATION

COUNTRY
Turkey

REGION
Europe & Central Asia

LEAD IMPLEMENTING AGENCY
Orange and Danish Refugee Council (DRC)

TYPE LEAD
IMPLEMENTING AGENCY
Nongovernmental organization

START DATE
09/01/2019

END DATE
08/01/2021

PRIMARY ENTRY POINT
Livelihoods and Jobs

P-CODE (WB PROGRAMS)
DNA

GLOBAL PRACTICE (WB PROGRAMS)
DNA



COUNTRY
INFORMATION

LENDING CATEGORY (WB ONLY)
IBRD

FCV COUNTRY (WB FY20 LIST)
No

TOTAL POPULATION (MILLION)
79.81

POVERTY HEADCOUNT (NPL)
13.50%

POVERTY HEADCOUNT (\$1.90/DAYPPP2011)
0.25%

POVERTY HEADCOUNT (MPI)
N/A

NO. ECONOMIC INCLUSION PROGRAMS IN THE COUNTRY
2

NO. BENEFICIARIES (DIRECT & INDIRECT) OF ECONOMIC INCLUSION PROGRAMS IN THE COUNTRY
94,030



PLANNED
RESEARCH AND
EVALUATION

EVALUATION/RESEARCH TYPES

- Needs assessment
- Process evaluation
- Economic evaluation
- Impact evaluation

IMPACT EVALUATION TOPICS

- Overall impact
- Effect of market links

NAME RESEARCH PARTNERS

N/A

DATE WHEN RESULTS AVAILABLE

August 2021

LINK TO PUBLISHED WORK

N/A

Data submitted/updated as of
01/14/2020, through PEI's Landscaping
Survey, via
<https://enketo.ona.io/x/0ah4Y58C>

BUILDING RESILIENCE THROUGH INITIATIVES DEFINING GROWTH POTENTIAL
OF ECONOMIC SOLUTIONS FOR SYRIANS (BRIDGES)

PROGRAM COVERAGE

DIRECT BENEFICIARIES	DIRECT & INDIRECT BENEFICIARIES	PERCENTAGE FEMALE BENEFICIARIES	
N/A	N/A	26-50%	
Percentage of country population	N/A	Area/s	Urban Peri-urban
Percentage of country population under the poverty line	N/A	Geographic coverage	Several states/regions

INSTITUTIONAL ARRANGEMENTS

ORGANIZATIONS	INVOLVED IN IMPLEMENTATION	PROVIDING FINANCING
National/central government	<div></div>	<div></div>
Regional/district government	<div></div>	<div></div>
Local/municipal government	<div></div>	<div></div>
Nongovernmental organization	<div></div>	<div></div>
Community	<div></div>	<div></div>
Financial Service Provider	<div></div>	<div></div>
World Bank	<div></div>	<div></div>
Multilateral organization (not WB)	<div></div>	<div></div>
Bilateral organization	<div></div>	<div></div>
Private sector organization	<div></div>	<div></div>

COMMUNITY ENGAGEMENT

COMPONENTS DELIVERED THROUGH COMMUNITY	COMMUNITY STRUCTURES LEVERAGED FOR PROGRAM DELIVERY
<div><div></div> Business capital</div> <div><div></div> Skills Training</div> <div><div></div> Coaching</div> <div><div></div> Financial services facilitation</div> <div><div></div> Market Links</div>	<div><div></div> Informal community groups</div> <div><div></div> Formal community groups</div> <div><div></div> Formalized producer organizations</div> <div><div></div> Local governance group</div>
DOES THE PROGRAM CREATE/STRENGTHEN COMMUNITY STRUCTURES/GROUPS?	
<div><div>YES</div><div>NO</div></div>	

LEARN MORE
www.peiglobal.org

CONTACT US

Colin Andrews, Program Manager
peidp@worldbank.org

