

BUILDING RESILIENCE THROUGH ASSET CREATION AND  
ENHANCEMENT (BRACE)

PROGRAM OBJECTIVES

MAIN OBJECTIVES

Wage employment

Food security

Financial inclusion

Self-employment

Market access

Social services

Diversification

Women's Empowerment

Environmental Management

Productivity


Social Inclusion


Resilience


PROGRAM DEVELOPMENT OBJECTIVE(DESCRIPTION)


The program aimed to improve household income and food security, increase dietary diversity and improve immediate access to food and assets


PROGRAM COMPONENTS


TRANSFERS


COACHING


BUSINESS CAPITAL

FINANCIAL SERVICES FACILITATION

WAGE EMPLOYMENT FACILITATION

MARKET LINKS

SKILLS TRAINING

NATURAL RESOURCE MANAGEMENT AND/OR CLIMATE CHANGE ADAPTATION

AVERAGE PROGRAM DURATION FOR PROGRAM BENEFICIARIES

Under one year

Between one and three years

More than three years

DO PARTICIPANTS ACCESS COMPONENTS IN A SPECIFIC SEQUENCE?

YES

NO

DIGITIZATION

COMPONENTS DELIVERED DIGITALLY

TRANSFERS


COACHING

BUSINESS CAPITAL

FINANCIAL SERVICES FACILITATION

MARKET LINKS

SKILLS TRAINING

PARTICIPANT PROFILE

TARGETED POVERTY GROUPS

Poor


Extreme poor

PRIORITY VULNERABLE GROUPS

Women

Youth

Elderly

ELIGIBILITY CRITERIA


Age

Sex

Poverty status


Physical condition

Having dependents

PARTICIPANT IDENTIFICATION METHODS

Geographic targeting

Community-based targeting

BASIC PROGRAM INFORMATION

COUNTRY

South Sudan

REGION

Sub-Saharan Africa

LEAD IMPLEMENTING AGENCY

Concern Worldwide

TYPE LEAD IMPLEMENTING AGENCY

Nongovernmental organization

START DATE

01/01/2019

END DATE

12/01/2020

PRIMARY ENTRY POINT


Social Safety Nets

P-CODE (WB PROGRAMS)

DNA

GLOBAL PRACTICE (WB PROGRAMS)

DNA

COUNTRY INFORMATION

LENDING CATEGORY (WB ONLY)

IDA

FCV COUNTRY (WB FY20 LIST)

Yes

TOTAL POPULATION (MILLION)

12.23

POVERTY HEADCOUNT (NPL)

82.30%

POVERTY HEADCOUNT (\$1.90/DAYPPP2011)

N/A

POVERTY HEADCOUNT (MPI)

75.62%

NO. ECONOMIC INCLUSION PROGRAMS IN THE COUNTRY

4

NO. BENEFICIARIES (DIRECT & INDIRECT) OF ECONOMIC INCLUSION PROGRAMS IN THE COUNTRY

215,145



PLANNED  
RESEARCH AND  
EVALUATION

EVALUATION/RESEARCH TYPES

IMPACT EVALUATION TOPICS

NAME RESEARCH PARTNERS

-

DATE WHEN RESULTS AVAILABLE

-

LINK TO PUBLISHED WORK

-

Data submitted/updated as of  
12/16/2019, through PEI's Landscaping  
Survey, via  
<https://enketo.ona.io/x/0ah4Y58C>

BUILDING RESILIENCE THROUGH ASSET CREATION AND ENHANCEMENT  
(BRACE)

PROGRAM COVERAGE

DIRECT BENEFICIARIES

18,900

DIRECT & INDIRECT BENEFICIARIES

119,070

PERCENTAGE FEMALE BENEFICIARIES

76-99%

Percentage of country population

0.97%

Area/s

Rural

Percentage of country population under the poverty line

1.18%

Geographic coverage

One state/region

INSTITUTIONAL ARRANGEMENTS

ORGANIZATIONS

INVOLVED IN IMPLEMENTATION

PROVIDING FINANCING

National/central government



Regional/district government



Local/municipal government



Nongovernmental organization



Community



Financial Service Provider



World Bank



Multilateral organization (not WB)



Bilateral organization



Private sector organization



COMMUNITY ENGAGEMENT

COMPONENTS DELIVERED  
THROUGH COMMUNITY



Business capital



Skills Training



Coaching



Financial services facilitation



Market Links

COMMUNITY STRUCTURES  
LEVERAGED FOR PROGRAM  
DELIVERY



Informal community groups



Formal community groups



Formalized producer organizations



Local governance group

DOES THE PROGRAM CREATE/STRENGTHEN COMMUNITY STRUCTURES/GROUPS?

YES

NO

LEARN MORE

[www.peiglobal.org](http://www.peiglobal.org)

CONTACT US



Colin Andrews, Program  
Manager  
[peidp@worldbank.org](mailto:peidp@worldbank.org)

