

PROGRAMA PADRINO EMPRESARIO (PPE)

PROGRAM OBJECTIVES

MAIN OBJECTIVES

Wage employment

Food security

Financial inclusion

Self-employment

Market access

Social services

Diversification

Women's Empowerment

Environmental Management

Productivity

Social Inclusion

Resilience

PROGRAM DEVELOPMENT OBJECTIVE(DESCRIPTION)

To promote the growth of adolescents between 15 and 17 years of age, by structuring their free time in activities that contribute to their educational, psychosocial and work training.

PROGRAM COMPONENTS



TRANSFERS



COACHING



BUSINESS CAPITAL



FINANCIAL SERVICES FACILITATION



WAGE EMPLOYMENT FACILITATION



MARKET LINKS



SKILLS TRAINING



NATURAL RESOURCE MANAGEMENT AND/OR CLIMATE CHANGE ADAPTATION

AVERAGE PROGRAM DURATION FOR PROGRAM BENEFICIARIES

Under one year

Between one and three years

More than three years

DO PARTICIPANTS ACCESS COMPONENTS IN A SPECIFIC SEQUENCE?

YES

NO

DIGITIZATION

COMPONENTS DELIVERED DIGITALLY

TRANSFERS


COACHING

BUSINESS CAPITAL

FINANCIAL SERVICES FACILITATION

MARKET LINKS

SKILLS TRAINING



PARTICIPANT PROFILE


TARGETED POVERTY GROUPS

Poor

Other vulnerable

PRIORITY VULNERABLE GROUPS

Youth




ELIGIBILITY CRITERIA

Age

Sex

Poverty status

Behavioral attributes



PARTICIPANT IDENTIFICATION METHODS

Geographic targeting



BASIC PROGRAM INFORMATION

COUNTRY

Panama

REGION

Latin America & Caribbean

LEAD IMPLEMENTING AGENCY

Ministerio de Desarrollo Social (Ministry of Social Development)

TYPE LEAD

IMPLEMENTING AGENCY

National/central government

START DATE

09/01/1986

END DATE

12/01/2030

PRIMARY ENTRY POINT

Livelihoods and Jobs

P-CODE (WB PROGRAMS)

DNA

GLOBAL PRACTICE (WB PROGRAMS)

DNA



COUNTRY INFORMATION

LENDING CATEGORY (WB ONLY)

IBRD

FCV COUNTRY (WB FY20 LIST)

No

TOTAL POPULATION (MILLION)

4.03

POVERTY HEADCOUNT (NPL)

22.10%

POVERTY HEADCOUNT (\$1.90/DAYPPP2011)

2.48%

POVERTY HEADCOUNT (MPI)

N/A

NO. ECONOMIC INCLUSION PROGRAMS IN THE COUNTRY

2

NO. BENEFICIARIES (DIRECT & INDIRECT) OF ECONOMIC INCLUSION PROGRAMS IN THE COUNTRY

7,149



PLANNED
RESEARCH AND
EVALUATION

EVALUATION/RESEARCH TYPES

IMPACT EVALUATION TOPICS

NAME RESEARCH PARTNERS

-

DATE WHEN RESULTS AVAILABLE

-

LINK TO PUBLISHED WORK

-

Data submitted/updated as of
12/26/2019, through PEI's Landscaping
Survey, via
<https://enketo.ona.io/x/0ah4Y58C>

PROGRAMA PADRINO EMPRESARIO (PPE)

PROGRAM COVERAGE

DIRECT BENEFICIARIES

648

DIRECT & INDIRECT BENEFICIARIES

2,378

PERCENTAGE FEMALE BENEFICIARIES

26-50%

Percentage of country population

0.06%

Area/s

Urban

Percentage of country population under the poverty
line

0.27%

Geographic coverage Several states/regions

INSTITUTIONAL ARRANGEMENTS

ORGANIZATIONS

INVOLVED IN IMPLEMENTATION

PROVIDING FINANCING

National/central government



Regional/district government



Local/municipal government



Nongovernmental organization



Community



Financial Service Provider



World Bank



Multilateral organization (not WB)



Bilateral organization



Private sector organization



COMMUNITY ENGAGEMENT

COMPONENTS DELIVERED
THROUGH COMMUNITY



Business capital



Skills Training



Coaching



Financial services facilitation



Market Links

COMMUNITY STRUCTURES
LEVERAGED FOR PROGRAM
DELIVERY



Informal community groups



Formal community groups



Formalized producer organizations



Local governance group

DOES THE PROGRAM CREATE/STRENGTHEN COMMUNITY STRUCTURES/GROUPS?

YES

NO

LEARN MORE

www.peiglobal.org

CONTACT US



Colin Andrews, Program
Manager
peidp@worldbank.org

