

YOUTH EMPLOYMENT AND PRODUCTIVE INCLUSION
(PEJIP)

PROGRAM OBJECTIVES

MAIN OBJECTIVES

Wage employment

Food security

Financial inclusion

Self-employment

Market access

Social services

Diversification

Women's Empowerment

Environmental Management

Productivity


Social Inclusion

Resilience


PROGRAM DEVELOPMENT OBJECTIVE(DESCRIPTION)

To expand income-generating activities for youths in selected project areas in Niger


PROGRAM COMPONENTS




TRANSFERS




COACHING




BUSINESS CAPITAL




FINANCIAL SERVICES FACILITATION




WAGE EMPLOYMENT FACILITATION



MARKET LINKS



SKILLS TRAINING



NATURAL RESOURCE MANAGEMENT AND/OR CLIMATE CHANGE ADAPTATION

AVERAGE PROGRAM DURATION FOR PROGRAM BENEFICIARIES

Under one year

Between one and three years

More than three years

DO PARTICIPANTS ACCESS COMPONENTS IN A SPECIFIC SEQUENCE?

YES

NO

DIGITIZATION

COMPONENTS DELIVERED DIGITALLY

TRANSFERS


COACHING

BUSINESS CAPITAL

FINANCIAL SERVICES FACILITATION

MARKET LINKS

SKILLS TRAINING




PARTICIPANT PROFILE

TARGETED POVERTY GROUPS

Poor
Extreme poor
Ultra-poor


PRIORITY VULNERABLE GROUPS

Women
Youth




ELIGIBILITY CRITERIA

Age



PARTICIPANT IDENTIFICATION METHODS

Geographic targeting
Categorical targeting



BASIC PROGRAM INFORMATION

COUNTRY
Niger

REGION
Sub-Saharan Africa

LEAD IMPLEMENTING AGENCY
National Employment Agency (ANPE)

TYPE LEAD IMPLEMENTING AGENCY
National/central government


START DATE
10/01/2018

END DATE
06/01/2024

PRIMARY ENTRY POINT
Livelihoods and Jobs

P-CODE (WB PROGRAMS)
P163157

GLOBAL PRACTICE (WB PROGRAMS)
Social Protection & Jobs



COUNTRY INFORMATION

LENDING CATEGORY (WB ONLY)
IDA

FCV COUNTRY (WB FY20 LIST)
Yes

TOTAL POPULATION (MILLION)
19.15

POVERTY HEADCOUNT (NPL)
44.50%

POVERTY HEADCOUNT (\$1.90/DAYPPP2011)
44.39%

POVERTY HEADCOUNT (MPI)
83.77%

NO. ECONOMIC INCLUSION PROGRAMS IN THE COUNTRY
3

NO. BENEFICIARIES (DIRECT & INDIRECT) OF ECONOMIC INCLUSION PROGRAMS IN THE COUNTRY
97,680



PLANNED
RESEARCH AND
EVALUATION

EVALUATION/RESEARCH TYPES

IMPACT EVALUATION TOPICS

NAME RESEARCH PARTNERS

-

DATE WHEN RESULTS AVAILABLE

-

LINK TO PUBLISHED WORK

-

Data submitted/updated as of
01/14/2020, through PEI's Landscaping
Survey, via
<https://enketo.ona.io/x/0ah4Y58C>

YOUTH EMPLOYMENT AND PRODUCTIVE INCLUSION (PEJIP)

PROGRAM COVERAGE

DIRECT BENEFICIARIES

N/A

Percentage of country population

DIRECT & INDIRECT BENEFICIARIES

N/A

Percentage of country population under the poverty line

N/A

PERCENTAGE FEMALE BENEFICIARIES

N/A

Area/s

Rural Peri-urban

Geographic coverage

Several states/regions

INSTITUTIONAL ARRANGEMENTS

ORGANIZATIONS

INVOLVED IN IMPLEMENTATION

PROVIDING FINANCING

National/central government



Regional/district government



Local/municipal government



Nongovernmental organization



Community



Financial Service Provider



World Bank



Multilateral organization (not WB)



Bilateral organization



Private sector organization



COMMUNITY ENGAGEMENT

COMPONENTS DELIVERED
THROUGH COMMUNITY



Business capital



Skills Training



Coaching



Financial services facilitation



Market Links

COMMUNITY STRUCTURES
LEVERAGED FOR PROGRAM
DELIVERY



Informal community groups



Formal community groups



Formalized producer organizations



Local governance group

DOES THE PROGRAM CREATE/STRENGTHEN COMMUNITY STRUCTURES/GROUPS?

YES

NO

LEARN MORE

www.peiglobal.org

CONTACT US



Colin Andrews, Program
Manager
peidp@worldbank.org

