

NIGER REFUGEE AND HOST COMMUNITIES SUPPORT PROJECT

PROGRAM OBJECTIVES

MAIN OBJECTIVES

Wage employment	Food security	Financial inclusion	Self-employment
Market access	Social services	Diversification	Women's Empowerment
Environmental Management	Productivity	Social Inclusion	Resilience

PROGRAM DEVELOPMENT OBJECTIVE(DESCRIPTION)

To improve access to basic services and economic opportunities for refugees and host communities in select areas of the Republic of Niger.

PROGRAM COMPONENTS



TRANSFERS



COACHING



BUSINESS CAPITAL



FINANCIAL SERVICES FACILITATION



WAGE EMPLOYMENT FACILITATION



MARKET LINKS



SKILLS TRAINING



NATURAL RESOURCE MANAGEMENT AND/OR CLIMATE CHANGE ADAPTATION

AVERAGE PROGRAM DURATION FOR PROGRAM BENEFICIARIES

Under one year

Between one and three years

More than three years

DO PARTICIPANTS ACCESS COMPONENTS IN A SPECIFIC SEQUENCE?


YES

NO

DIGITIZATION

COMPONENTS DELIVERED DIGITALLY

TRANSFERS	COACHING	BUSINESS CAPITAL
FINANCIAL SERVICES FACILITATION	MARKET LINKS	SKILLS TRAINING




PARTICIPANT PROFILE

TARGETED POVERTY GROUPS

Poor
Ultra-poor


PRIORITY VULNERABLE GROUPS

Women
Youth
Displacement-affected



ELIGIBILITY CRITERIA

Poverty status
Behavioral attributes



PARTICIPANT IDENTIFICATION METHODS

Geographic targeting



BASIC PROGRAM INFORMATION

COUNTRY
Niger

REGION
Sub-Saharan Africa

LEAD IMPLEMENTING AGENCY
Strategy for the Development and Security of Sahelian-Saharan Areas of Niger (SDS)

TYPE LEAD
IMPLEMENTING AGENCY
National/central government

START DATE
03/01/2019

END DATE
09/01/2023

PRIMARY ENTRY POINT
Social Safety Nets

P-CODE (WB PROGRAMS)
P164563

GLOBAL PRACTICE (WB PROGRAMS)
Urban, Resilience and Land



COUNTRY INFORMATION

LENDING CATEGORY (WB ONLY)
IDA

FCV COUNTRY (WB FY20 LIST)
Yes

TOTAL POPULATION (MILLION)
19.15

POVERTY HEADCOUNT (NPL)
44.50%

POVERTY HEADCOUNT (\$1.90/DAYPPP2011)
44.39%

POVERTY HEADCOUNT (MPI)
83.77%

NO. ECONOMIC INCLUSION PROGRAMS IN THE COUNTRY
3

NO. BENEFICIARIES (DIRECT & INDIRECT) OF ECONOMIC INCLUSION PROGRAMS IN THE COUNTRY
97,680



PLANNED
RESEARCH AND
EVALUATION

EVALUATION/RESEARCH TYPES

Impact evaluation

IMPACT EVALUATION TOPICS

Overall impact

Impact on different population
groups

NAME RESEARCH PARTNERS

DIME

DATE WHEN RESULTS AVAILABLE

N/A

LINK TO PUBLISHED WORK

N/A

Data submitted/updated as of
12/16/2019, through PEI's Landscaping
Survey, via
<https://enketo.ona.io/x/0ah4Y58C>

NIGER REFUGEE AND HOST COMMUNITIES SUPPORT PROJECT

PROGRAM COVERAGE

DIRECT BENEFICIARIES

N/A

DIRECT & INDIRECT BENEFICIARIES

N/A

PERCENTAGE FEMALE BENEFICIARIES

N/A

Percentage of country population

N/A

Area/s

Rural Peri-urban

Percentage of country population under the poverty line

N/A

Geographic coverage

Several states/regions

INSTITUTIONAL ARRANGEMENTS

ORGANIZATIONS

INVOLVED IN IMPLEMENTATION

PROVIDING FINANCING

National/central government



Regional/district government



Local/municipal government



Nongovernmental organization



Community



Financial Service Provider



World Bank



Multilateral organization (not WB)



Bilateral organization



Private sector organization



COMMUNITY ENGAGEMENT

COMPONENTS DELIVERED
THROUGH COMMUNITY

- Business capital
- Skills Training
- Coaching
- Financial services facilitation
- Market Links

COMMUNITY STRUCTURES
LEVERAGED FOR PROGRAM
DELIVERY

- Informal community groups
- Formal community groups
- Formalized producer organizations
- Local governance group

DOES THE PROGRAM CREATE/STRENGTHEN COMMUNITY STRUCTURES/GROUPS?

YES

NO

LEARN MORE
www.peiglobal.org

CONTACT US



Colin Andrews, Program
Manager
peidp@worldbank.org

