

KENYA YOUTH EMPLOYMENT AND OPPORTUNITIES PROJECT

PROGRAM OBJECTIVES

MAIN OBJECTIVES

Wage employment

Food security

Financial inclusion

Self-employment

Market access

Social services

Diversification

Women's Empowerment

Environmental Management

Productivity


Social Inclusion

Resilience


PROGRAM DEVELOPMENT OBJECTIVE(DESCRIPTION)

To increase employment and earnings opportunities for targeted youths.


PROGRAM COMPONENTS




TRANSFERS




COACHING




BUSINESS CAPITAL




FINANCIAL SERVICES FACILITATION




WAGE EMPLOYMENT FACILITATION



MARKET LINKS



SKILLS TRAINING



NATURAL RESOURCE MANAGEMENT AND/OR CLIMATE CHANGE ADAPTATION

AVERAGE PROGRAM DURATION FOR PROGRAM BENEFICIARIES

Under one year

Between one and three years

More than three years

DO PARTICIPANTS ACCESS COMPONENTS IN A SPECIFIC SEQUENCE?

YES

NO

DIGITIZATION

COMPONENTS DELIVERED DIGITALLY

TRANSFERS


COACHING

BUSINESS CAPITAL

FINANCIAL SERVICES FACILITATION

MARKET LINKS

SKILLS TRAINING



PARTICIPANT PROFILE

TARGETED POVERTY GROUPS

Poor


Other vulnerable

PRIORITY VULNERABLE GROUPS

Women


Youth

People with disabilities



ELIGIBILITY CRITERIA


Age



PARTICIPANT IDENTIFICATION METHODS

Geographic targeting

Categorical targeting



BASIC PROGRAM INFORMATION

COUNTRY

Kenya

REGION

Sub-Saharan Africa

LEAD IMPLEMENTING AGENCY

Ministry of Public Service Youth and Gender Affairs

TYPE LEAD IMPLEMENTING AGENCY

National/central government

START DATE

12/01/2016

END DATE

12/01/2021

PRIMARY ENTRY POINT


Livelihoods and Jobs

P-CODE (WB PROGRAMS)

P151831

GLOBAL PRACTICE (WB PROGRAMS)

Social Protection & Jobs



COUNTRY INFORMATION

LENDING CATEGORY (WB ONLY)

Blend

FCV COUNTRY (WB FY20 LIST)

No

TOTAL POPULATION (MILLION)

47.24

POVERTY HEADCOUNT (NPL)

36.10%

POVERTY HEADCOUNT (\$1.90/DAYPPP2011)

37.68%

POVERTY HEADCOUNT (MPI)

37.68%

NO. ECONOMIC INCLUSION PROGRAMS IN THE COUNTRY

17

NO. BENEFICIARIES (DIRECT & INDIRECT) OF ECONOMIC INCLUSION PROGRAMS IN THE COUNTRY

760,042



PLANNED  
RESEARCH AND  
EVALUATION

EVALUATION/RESEARCH TYPES

Impact evaluation

IMPACT EVALUATION TOPICS

Impact on different population groups

Impact of different component variations

Impact at scale

NAME RESEARCH PARTNERS

Bilal Zia (DECGR)  
Julian Jamison (University of Exeter)

DATE WHEN RESULTS AVAILABLE

2021 for short-term impacts

LINK TO PUBLISHED WORK

N/A

Data submitted/updated as of 11/26/2019, through PEI's Landscaping Survey, via <https://enketo.ona.io/x/0ah4Y58C>

KENYA YOUTH EMPLOYMENT AND OPPORTUNITIES PROJECT

PROGRAM COVERAGE

DIRECT BENEFICIARIES

25,000

DIRECT & INDIRECT BENEFICIARIES

97,500

PERCENTAGE FEMALE BENEFICIARIES

26-50%

Percentage of country population

0.21%

Area/s

Rural Urban Peri-urban

Percentage of country population under the poverty line

0.57%

Geographic coverage Several states/regions

INSTITUTIONAL ARRANGEMENTS

ORGANIZATIONS

INVOLVED IN IMPLEMENTATION

PROVIDING FINANCING

National/central government



Regional/district government



Local/municipal government



Nongovernmental organization



Community



Financial Service Provider



World Bank



Multilateral organization (not WB)



Bilateral organization



Private sector organization



COMMUNITY ENGAGEMENT

COMPONENTS DELIVERED  
THROUGH COMMUNITY



Business capital



Skills Training



Coaching



Financial services facilitation



Market Links

COMMUNITY STRUCTURES  
LEVERAGED FOR PROGRAM  
DELIVERY



Informal community groups



Formal community groups



Formalized producer organizations



Local governance group

DOES THE PROGRAM CREATE/STRENGTHEN COMMUNITY STRUCTURES/GROUPS?

YES

NO

LEARN MORE

[www.peiglobal.org](http://www.peiglobal.org)

CONTACT US



Colin Andrews, Program  
Manager  
[peidp@worldbank.org](mailto:peidp@worldbank.org)

