

FEED THE FUTURE (FTF) KENYA LIVESTOCK MARKET SYSTEMS ACTIVITY (KLMS)—RURAL ENTREPRENEURSHIP ACCESS PROJECT (REAP)

PROGRAM OBJECTIVES
MAIN OBJECTIVES

Wage employment	Food security	Financial inclusion	Self-employment
Market access	Social services	Diversification	Women's Empowerment
Environmental Management	Productivity	Social Inclusion	Resilience

PROGRAM DEVELOPMENT OBJECTIVE(DESCRIPTION)

Expanding and Diversifying Viable Economic Opportunities in Northern Kenya

PROGRAM COMPONENTS

 TRANSFERS	 COACHING	 BUSINESS CAPITAL	 FINANCIAL SERVICES FACILITATION
 WAGE EMPLOYMENT FACILITATION	 MARKET LINKS	 SKILLS TRAINING	 NATURAL RESOURCE MANAGEMENT AND/OR CLIMATE CHANGE ADAPTATION

AVERAGE PROGRAM DURATION FOR PROGRAM BENEFICIARIES

Under one year	Between one and three years	More than three years
----------------	-----------------------------	-----------------------




DO PARTICIPANTS ACCESS COMPONENTS IN A SPECIFIC SEQUENCE?

YES

NO

DIGITIZATION
COMPONENTS DELIVERED DIGITALLY

TRANSFERS	COACHING	BUSINESS CAPITAL
FINANCIAL SERVICES FACILITATION	MARKET LINKS	SKILLS TRAINING

 PARTICIPANT PROFILE TARGETED POVERTY GROUPS Ultra-poor PRIORITY VULNERABLE GROUPS Women Youth Displacement-affected	 ELIGIBILITY CRITERIA Sex Poverty status Behavioral attributes	 PARTICIPANT IDENTIFICATION METHODS Geographic targeting Community-based targeting Proxy Means Test
---	--	---



BASIC PROGRAM INFORMATION

COUNTRY Kenya
REGION Sub-Saharan Africa
LEAD IMPLEMENTING AGENCY BOMA Project
TYPE LEAD IMPLEMENTING AGENCY Nongovernmental organization
START DATE 10/01/2017
END DATE 11/01/2020

PRIMARY ENTRY POINT Livelihoods and Jobs
P-CODE (WB PROGRAMS) DNA
GLOBAL PRACTICE (WB PROGRAMS) DNA



COUNTRY INFORMATION

LENDING CATEGORY (WB ONLY) Blend
FCV COUNTRY (WB FY20 LIST) No
TOTAL POPULATION (MILLION) 47.24
POVERTY HEADCOUNT (NPL) 36.10%
POVERTY HEADCOUNT (\$1.90/DAYPPP2011) 37.68%
POVERTY HEADCOUNT (MPI) 37.68%
NO. ECONOMIC INCLUSION PROGRAMS IN THE COUNTRY 17
NO. BENEFICIARIES (DIRECT & INDIRECT) OF ECONOMIC INCLUSION PROGRAMS IN THE COUNTRY 760,042



PLANNED
RESEARCH AND
EVALUATION

EVALUATION/RESEARCH TYPES

- Needs assessment
- Process evaluation
- Economic evaluation
- Impact evaluation

IMPACT EVALUATION TOPICS

- Overall impact
- Impact on different population groups

NAME RESEARCH PARTNERS

N/A

DATE WHEN RESULTS AVAILABLE

2021

LINK TO PUBLISHED WORK

N/A

Data submitted/updated as of 01/06/2020, through PEI's Landscaping Survey, via <https://enketo.ona.io/x/0ah4Y58C>

FEED THE FUTURE (FTF) KENYA LIVESTOCK MARKET SYSTEMS ACTIVITY (KLMS)—RURAL ENTREPRENEURSHIP ACCESS PROJECT (REAP)

PROGRAM COVERAGE

DIRECT BENEFICIARIES	DIRECT & INDIRECT BENEFICIARIES	PERCENTAGE FEMALE BENEFICIARIES
5,460	19,874	100%
Percentage of country population	0.04%	Area/s Rural
Percentage of country population under the poverty line	0.12%	Geographic coverage Several states/regions

INSTITUTIONAL ARRANGEMENTS

ORGANIZATIONS	INVOLVED IN IMPLEMENTATION	PROVIDING FINANCING
National/central government	<div></div>	<div></div>
Regional/district government	<div></div>	<div></div>
Local/municipal government	<div></div>	<div></div>
Nongovernmental organization	<div></div>	<div></div>
Community	<div></div>	<div></div>
Financial Service Provider	<div></div>	<div></div>
World Bank	<div></div>	<div></div>
Multilateral organization (not WB)	<div></div>	<div></div>
Bilateral organization	<div></div>	<div></div>
Private sector organization	<div></div>	<div></div>

COMMUNITY ENGAGEMENT

COMPONENTS DELIVERED THROUGH COMMUNITY	COMMUNITY STRUCTURES LEVERAGED FOR PROGRAM DELIVERY
<div><div></div> Business capital</div> <div><div></div> Skills Training</div> <div><div></div> Coaching</div> <div><div></div> Financial services facilitation</div> <div><div></div> Market Links</div>	<div><div></div> Informal community groups</div> <div><div></div> Formal community groups</div> <div><div></div> Formalized producer organizations</div> <div><div></div> Local governance group</div>
DOES THE PROGRAM CREATE/STRENGTHEN COMMUNITY STRUCTURES/GROUPS?	
<div><div>YES</div><div>NO</div></div>	

LEARN MORE
www.peiglobal.org

CONTACT US



Colin Andrews, Program Manager
peidp@worldbank.org

