

STRENGTHENING RIGHTS AND ECONOMIES OF ADAT AND LOCAL COMMUNITIES PROJECT

PROGRAM OBJECTIVES
MAIN OBJECTIVES

Wage employment	Food security	Financial inclusion	Self-employment
Market access	Social services	Diversification	Women's Empowerment
Environmental Management	Productivity	Social Inclusion	Resilience

PROGRAM DEVELOPMENT OBJECTIVE(DESCRIPTION)

To improve the capacity of participating indigenous peoples and local communities (IPLCs) to engage in tenure security process and livelihood opportunities from sustainable management of forests and land.

PROGRAM COMPONENTS

 TRANSFERS	 COACHING	 BUSINESS CAPITAL	 FINANCIAL SERVICES FACILITATION
 WAGE EMPLOYMENT FACILITATION	 MARKET LINKS	 SKILLS TRAINING	 NATURAL RESOURCE MANAGEMENT AND/OR CLIMATE CHANGE ADAPTATION

AVERAGE PROGRAM DURATION FOR PROGRAM BENEFICIARIES

Under one year	Between one and three years	More than three years
----------------	-----------------------------	-----------------------




DO PARTICIPANTS ACCESS COMPONENTS IN A SPECIFIC SEQUENCE?

YES

NO

DIGITIZATION
COMPONENTS DELIVERED DIGITALLY

TRANSFERS	COACHING	BUSINESS CAPITAL
FINANCIAL SERVICES FACILITATION	MARKET LINKS	SKILLS TRAINING

 PARTICIPANT PROFILE TARGETED POVERTY GROUPS Poor Other vulnerable PRIORITY VULNERABLE GROUPS Women Ethnic minorities	 ELIGIBILITY CRITERIA	 PARTICIPANT IDENTIFICATION METHODS
--	--	--



BASIC PROGRAM INFORMATION

COUNTRY
Indonesia

REGION
East Asia & Pacific

LEAD IMPLEMENTING AGENCY
Samdhana Institute

TYPE LEAD
IMPLEMENTING AGENCY
Nongovernmental organization

START DATE
06/01/2017

END DATE
06/01/2021

PRIMARY ENTRY POINT
Livelihoods and Jobs

P-CODE (WB PROGRAMS)
P156473

GLOBAL PRACTICE (WB PROGRAMS)
Environment, Natural Resources & the Blue Economy



COUNTRY INFORMATION

LENDING CATEGORY (WB ONLY)
IBRD

FCV COUNTRY (WB FY20 LIST)
No

TOTAL POPULATION (MILLION)
264.00

POVERTY HEADCOUNT (NPL)
10.60%

POVERTY HEADCOUNT (\$1.90/DAYPPP2011)
5.72%

POVERTY HEADCOUNT (MPI)
6.61%

NO. ECONOMIC INCLUSION PROGRAMS IN THE COUNTRY
2

NO. BENEFICIARIES (DIRECT & INDIRECT) OF ECONOMIC INCLUSION PROGRAMS IN THE COUNTRY

462,614



PLANNED
RESEARCH AND
EVALUATION

EVALUATION/RESEARCH TYPES

Impact evaluation

IMPACT EVALUATION TOPICS

Overall impact

Impact on different population
groups

Impact of different component
variations

Effect of market links

NAME RESEARCH PARTNERS

Not applicable for this year.

DATE WHEN RESULTS AVAILABLE

Dec 2022

LINK TO PUBLISHED WORK

N/A

Data submitted/updated as of
05/12/2020, through PEI's Landscaping
Survey, via
<https://enketo.ona.io/x/0ah4Y58C>

STRENGTHENING RIGHTS AND ECONOMIES OF ADAT AND LOCAL
COMMUNITIES PROJECT

PROGRAM COVERAGE

DIRECT BENEFICIARIES

1,039

DIRECT & INDIRECT BENEFICIARIES

4,011

PERCENTAGE FEMALE BENEFICIARIES

51-75%

Percentage of country population

0.01%

Area/s

Rural

Percentage of country population under the poverty line

0.01%

Geographic coverage

National coverage

INSTITUTIONAL ARRANGEMENTS

ORGANIZATIONS

INVOLVED IN IMPLEMENTATION

PROVIDING FINANCING

National/central government



Regional/district government



Local/municipal government



Nongovernmental organization



Community



Financial Service Provider



World Bank



Multilateral organization (not WB)



Bilateral organization



Private sector organization



COMMUNITY ENGAGEMENT

COMPONENTS DELIVERED
THROUGH COMMUNITY

- Business capital
- Skills Training
- Coaching
- Financial services facilitation
- Market Links

COMMUNITY STRUCTURES
LEVERAGED FOR PROGRAM
DELIVERY

- Informal community groups
- Formal community groups
- Formalized producer organizations
- Local governance group

DOES THE PROGRAM CREATE/STRENGTHEN COMMUNITY STRUCTURES/GROUPS?

YES

NO

LEARN MORE
www.peiglobal.org

CONTACT US



Colin Andrews, Program
Manager
peidp@worldbank.org

