

JHARKHAND OPPORTUNITIES FOR HARNESSING RURAL GROWTH PROJECT

PROGRAM OBJECTIVES


MAIN OBJECTIVES

Wage employment	Food security	Financial inclusion	Self-employment
Market access	Social services	Diversification	Women's Empowerment
Environmental Management	Productivity	Social Inclusion	Resilience


PROGRAM DEVELOPMENT OBJECTIVE(DESCRIPTION)

To enhance and diversify household income in select farm and non-farm sectors for targeted beneficiaries in project areas.


PROGRAM COMPONENTS




TRANSFERS




COACHING




BUSINESS CAPITAL




FINANCIAL SERVICES FACILITATION




WAGE EMPLOYMENT FACILITATION



MARKET LINKS



SKILLS TRAINING



NATURAL RESOURCE MANAGEMENT AND/OR CLIMATE CHANGE ADAPTATION

AVERAGE PROGRAM DURATION FOR PROGRAM BENEFICIARIES

Under one year

Between one and three years

More than three years

DO PARTICIPANTS ACCESS COMPONENTS IN A SPECIFIC SEQUENCE?


YES

NO

DIGITIZATION

COMPONENTS DELIVERED DIGITALLY

TRANSFERS	COACHING	BUSINESS CAPITAL
FINANCIAL SERVICES FACILITATION	MARKET LINKS	SKILLS TRAINING




PARTICIPANT PROFILE

TARGETED POVERTY GROUPS

Poor
Extreme poor
Other vulnerable


PRIORITY VULNERABLE GROUPS

Women
Ethnic minorities




ELIGIBILITY CRITERIA

Sex



PARTICIPANT IDENTIFICATION METHODS

Community-based targeting



BASIC PROGRAM INFORMATION

COUNTRY
India

REGION
South Asia

LEAD IMPLEMENTING AGENCY
Department of Rural Development, Government of Jharkhand

TYPE LEAD IMPLEMENTING AGENCY
Regional/district government


START DATE
07/01/2017

END DATE
06/01/2023

PRIMARY ENTRY POINT
Livelihoods and Jobs

P-CODE (WB PROGRAMS)
P158798

GLOBAL PRACTICE (WB PROGRAMS)
Agriculture and Food



COUNTRY INFORMATION

LENDING CATEGORY (WB ONLY)
IBRD

FCV COUNTRY (WB FY20 LIST)
No

TOTAL POPULATION (MILLION)
1247.00

POVERTY HEADCOUNT (NPL)
21.90%

POVERTY HEADCOUNT (\$1.90/DAYPPP2011)
21.50%

POVERTY HEADCOUNT (MPI)
29.63%

NO. ECONOMIC INCLUSION PROGRAMS IN THE COUNTRY
11

NO. BENEFICIARIES (DIRECT & INDIRECT) OF ECONOMIC INCLUSION PROGRAMS IN THE COUNTRY
51,990,688



PLANNED
RESEARCH AND
EVALUATION

EVALUATION/RESEARCH TYPES

- Needs assessment
- Process evaluation
- Impact evaluation

IMPACT EVALUATION TOPICS

- Overall impact
- Impact on different population groups
- Impact of different component variations
- Effect of market links

NAME RESEARCH PARTNERS

Oxford Policy Management Limited

DATE WHEN RESULTS AVAILABLE

June 2024

LINK TO PUBLISHED WORK

N/A

Data submitted/updated as of 01/13/2020, through PEI's Landscaping Survey, via <https://enketo.ona.io/x/0ah4Y58C>

JHARKHAND OPPORTUNITIES FOR HARNESSING RURAL GROWTH PROJECT

PROGRAM COVERAGE

DIRECT BENEFICIARIES

N/A

DIRECT & INDIRECT BENEFICIARIES

N/A

PERCENTAGE FEMALE BENEFICIARIES

100%

Percentage of country population

N/A

Area/s

Rural

Percentage of country population under the poverty line

N/A

Geographic coverage

One state/region

INSTITUTIONAL ARRANGEMENTS

ORGANIZATIONS

INVOLVED IN IMPLEMENTATION

PROVIDING FINANCING

National/central government



Regional/district government



Local/municipal government



Nongovernmental organization



Community



Financial Service Provider



World Bank



Multilateral organization (not WB)



Bilateral organization



Private sector organization



COMMUNITY ENGAGEMENT

COMPONENTS DELIVERED
THROUGH COMMUNITY

- Business capital
- Skills Training
- Coaching
- Financial services facilitation
- Market Links

COMMUNITY STRUCTURES
LEVERAGED FOR PROGRAM
DELIVERY

- Informal community groups
- Formal community groups
- Formalized producer organizations
- Local governance group

DOES THE PROGRAM CREATE/STRENGTHEN COMMUNITY STRUCTURES/GROUPS?

YES

NO

LEARN MORE

www.peiglobal.org

CONTACT US



Colin Andrews, Program Manager
peidp@worldbank.org

