

LIVELIHOOD COMPONENT OF RURAL PRODUCTIVE SAFETY NET PROGRAM (INCLUDING ALL PHASES OF THE PROGRAM)

PROGRAM OBJECTIVES  
MAIN OBJECTIVES

Wage employment	Food security	Financial inclusion	Self-employment
Market access	Social services	Diversification	Women's Empowerment
Environmental Management	Productivity	Social Inclusion	Resilience

PROGRAM DEVELOPMENT OBJECTIVE(DESCRIPTION)

Support improved access to financial service
--

PROGRAM COMPONENTS

 TRANSFERS	 COACHING	 BUSINESS CAPITAL	 FINANCIAL SERVICES FACILITATION
 WAGE EMPLOYMENT FACILITATION	 MARKET LINKS	 SKILLS TRAINING	 NATURAL RESOURCE MANAGEMENT AND/OR CLIMATE CHANGE ADAPTATION

AVERAGE PROGRAM DURATION FOR PROGRAM BENEFICIARIES

Under one year	Between one and three years	More than three years
----------------	-----------------------------	-----------------------




DO PARTICIPANTS ACCESS COMPONENTS IN A SPECIFIC SEQUENCE?

YES

NO

DIGITIZATION  
COMPONENTS DELIVERED DIGITALLY

TRANSFERS	COACHING	BUSINESS CAPITAL
FINANCIAL SERVICES FACILITATION	MARKET LINKS	SKILLS TRAINING

 <b>PARTICIPANT PROFILE</b> TARGETED POVERTY GROUPS Extreme poor Ultra-poor PRIORITY VULNERABLE GROUPS Women Youth	 <b>ELIGIBILITY CRITERIA</b> Poverty status	 <b>PARTICIPANT IDENTIFICATION METHODS</b> Geographic targeting Community-based targeting
--	--	---



BASIC PROGRAM INFORMATION

COUNTRY	Ethiopia
REGION	Sub-Saharan Africa
LEAD IMPLEMENTING AGENCY	Ministry of Agriculture
TYPE LEAD IMPLEMENTING AGENCY	National/central government
START DATE	09/01/2017
END DATE	12/01/2020
PRIMARY ENTRY POINT	Social Safety Nets
P-CODE (WB PROGRAMS)	P163438
GLOBAL PRACTICE (WB PROGRAMS)	Social Protection & Jobs



COUNTRY INFORMATION

LENDING CATEGORY (WB ONLY)	IDA
FCV COUNTRY (WB FY20 LIST)	No
TOTAL POPULATION (MILLION)	99.87
POVERTY HEADCOUNT (NPL)	23.50%
POVERTY HEADCOUNT (\$1.90/DAYPPP2011)	31.54%
POVERTY HEADCOUNT (MPI)	85.62%
NO. ECONOMIC INCLUSION PROGRAMS IN THE COUNTRY	13
NO. BENEFICIARIES (DIRECT & INDIRECT) OF ECONOMIC INCLUSION PROGRAMS IN THE COUNTRY	7,248,597



PLANNED  
RESEARCH AND  
EVALUATION

EVALUATION/RESEARCH TYPES

- Process evaluation
- Impact evaluation

IMPACT EVALUATION TOPICS

- Impact on different population groups
- Impact of different component variations
- Impact of varying sequences

NAME RESEARCH PARTNERS

International Food Policy  
Research Institute (IFPRI)

DATE WHEN RESULTS AVAILABLE

All results are expected to be  
available by December 2020

LINK TO PUBLISHED WORK

N/A

Data submitted/updated as of  
11/28/2019, through PEI's Landscaping  
Survey, via  
<https://enketo.ona.io/x/0ah4Y58C>

LIVELIHOOD COMPONENT OF RURAL PRODUCTIVE SAFETY NET PROGRAM  
(INCLUDING ALL PHASES OF THE PROGRAM)

PROGRAM COVERAGE

DIRECT BENEFICIARIES	DIRECT & INDIRECT BENEFICIARIES	PERCENTAGE FEMALE BENEFICIARIES	
849,958	3,918,306	26-50%	
Percentage of country population	3.92%	Area/s	Rural
Percentage of country population under the poverty line	16.70%	Geographic coverage	Several states/regions

INSTITUTIONAL ARRANGEMENTS

ORGANIZATIONS	INVOLVED IN IMPLEMENTATION	PROVIDING FINANCING
National/central government	<div></div>	<div></div>
Regional/district government	<div></div>	<div></div>
Local/municipal government	<div></div>	<div></div>
Nongovernmental organization	<div></div>	<div></div>
Community	<div></div>	<div></div>
Financial Service Provider	<div></div>	<div></div>
World Bank	<div></div>	<div></div>
Multilateral organization (not WB)	<div></div>	<div></div>
Bilateral organization	<div></div>	<div></div>
Private sector organization	<div></div>	<div></div>

COMMUNITY ENGAGEMENT

COMPONENTS DELIVERED THROUGH COMMUNITY	COMMUNITY STRUCTURES LEVERAGED FOR PROGRAM DELIVERY
<div><div></div> Business capital</div> <div><div></div> Skills Training</div> <div><div></div> Coaching</div> <div><div></div> Financial services facilitation</div> <div><div></div> Market Links</div>	<div><div></div> Informal community groups</div> <div><div></div> Formal community groups</div> <div><div></div> Formalized producer organizations</div> <div><div></div> Local governance group</div>
DOES THE PROGRAM CREATE/STRENGTHEN COMMUNITY STRUCTURES/GROUPS?	
<div><div>YES</div><div>NO</div></div>	

LEARN MORE  
[www.peiglobal.org](http://www.peiglobal.org)

CONTACT US



Colin Andrews, Program  
Manager  
[peidp@worldbank.org](mailto:peidp@worldbank.org)

