

PRODUCTIVE SAFETY NET PROGRAM

PROGRAM OBJECTIVES MAIN OBJECTIVES

Wage employment	Food security	Financial inclusion	Self-employment
Market access	Social services	Diversification	Women's Empowerment
Environmental Management	Productivity	Social Inclusion	Resilience

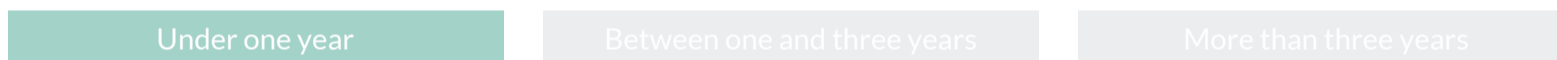
PROGRAM DEVELOPMENT OBJECTIVE(DESCRIPTION)

The objective of the activities of the Productive Social Safety sub-component is to improve the livelihoods of the poorest households and their communities by improving their environment, better use of natural resources in already degraded areas, and development of the productive capacity of targeted households and communities. The AF component: Increase poor communities' access to safety net,

PROGRAM COMPONENTS

 TRANSFERS	 COACHING	 BUSINESS CAPITAL	 FINANCIAL SERVICES FACILITATION
 WAGE EMPLOYMENT FACILITATION	 MARKET LINKS	 SKILLS TRAINING	 NATURAL RESOURCE MANAGEMENT AND/OR CLIMATE CHANGE ADAPTATION

AVERAGE PROGRAM DURATION FOR PROGRAM BENEFICIARIES






DO PARTICIPANTS ACCESS COMPONENTS IN A SPECIFIC SEQUENCE?



DIGITIZATION

COMPONENTS DELIVERED DIGITALLY

TRANSFERS	COACHING	BUSINESS CAPITAL
FINANCIAL SERVICES FACILITATION	MARKET LINKS	SKILLS TRAINING

 <p>PARTICIPANT PROFILE TARGETED POVERTY GROUPS Poor Extreme poor PRIORITY VULNERABLE GROUPS Women Children Youth</p>	 <p>ELIGIBILITY CRITERIA Sex Poverty status</p>	 <p>PARTICIPANT IDENTIFICATION METHODS Geographic targeting Categorical targeting Community-based targeting Proxy Means Test Government social registry</p>
---	---	---



BASIC PROGRAM INFORMATION

COUNTRY
Comoros

REGION
Sub-Saharan Africa

LEAD IMPLEMENTING AGENCY
National Agency for Design and Implementation of Projects (ANACEP)

TYPE LEAD
IMPLEMENTING AGENCY
National/central government

START DATE
07/01/2015

END DATE

PRIMARY ENTRY POINT
Social Safety Nets

P-CODE (WB PROGRAMS)
P171633

GLOBAL PRACTICE (WB PROGRAMS)
Social Protection & Jobs



COUNTRY INFORMATION

LENDING CATEGORY (WB ONLY)
IDA

FCV COUNTRY (WB FY20 LIST)
Yes

TOTAL POPULATION (MILLION)
0.74

POVERTY HEADCOUNT (NPL)
42.40%

POVERTY HEADCOUNT (\$1.90/DAYPPP2011)
13.51%

POVERTY HEADCOUNT (MPI)
36.45%

NO. ECONOMIC INCLUSION PROGRAMS IN THE COUNTRY
1

NO. BENEFICIARIES (DIRECT & INDIRECT) OF ECONOMIC INCLUSION PROGRAMS IN THE COUNTRY

22,554

PRODUCTIVE SAFETY NET PROGRAM



PLANNED RESEARCH AND EVALUATION

EVALUATION/RESEARCH TYPES

IMPACT EVALUATION TOPICS

NAME RESEARCH PARTNERS

-

DATE WHEN RESULTS AVAILABLE

-

LINK TO PUBLISHED WORK

-

Data submitted/updated as of 12/17/2019, through PEI's Landscaping Survey, via <https://enketo.ona.io/x/0ah4Y58C>

PROGRAM COVERAGE

DIRECT BENEFICIARIES

4,200

DIRECT & INDIRECT BENEFICIARIES

22,554

PERCENTAGE FEMALE BENEFICIARIES

51-75%

Percentage of country population

3.05%

Area/s

Rural Urban Peri-urban

Percentage of country population under the poverty line

7.19%

Geographic coverage Several states/regions

INSTITUTIONAL ARRANGEMENTS

ORGANIZATIONS

INVOLVED IN IMPLEMENTATION

PROVIDING FINANCING

National/central government



Regional/district government



Local/municipal government



Nongovernmental organization



Community



Financial Service Provider



World Bank



Multilateral organization (not WB)



Bilateral organization



Private sector organization



COMMUNITY ENGAGEMENT

COMPONENTS DELIVERED THROUGH COMMUNITY

- Business capital
- Skills Training
- Coaching
- Financial services facilitation
- Market Links

COMMUNITY STRUCTURES LEVERAGED FOR PROGRAM DELIVERY

- Informal community groups
- Formal community groups
- Formalized producer organizations
- Local governance group

DOES THE PROGRAM CREATE/STRENGTHEN COMMUNITY STRUCTURES/GROUPS?

YES NO

LEARN MORE

www.peiglobal.org

CONTACT US



Colin Andrews, Program Manager
peidp@worldbank.org

