

PROGRAMME FOR EMPLOYMENT AND TRAINING OF REFUGEES

PROGRAM OBJECTIVES

MAIN OBJECTIVES

Wage employment

Food security

Financial inclusion

Self-employment

Market access

Social services

Diversification

Women's Empowerment

Environmental Management

Productivity


Social Inclusion

Resilience


PROGRAM DEVELOPMENT OBJECTIVE(DESCRIPTION)

Facilitation of refugee employment by enhancing their readiness to join the labour force by including them in Bulgarian language training, vocational training and subsidized employment.


PROGRAM COMPONENTS




TRANSFERS




COACHING




BUSINESS CAPITAL




FINANCIAL SERVICES FACILITATION




WAGE EMPLOYMENT FACILITATION



MARKET LINKS



SKILLS TRAINING



NATURAL RESOURCE MANAGEMENT AND/OR CLIMATE CHANGE ADAPTATION

AVERAGE PROGRAM DURATION FOR PROGRAM BENEFICIARIES

Under one year

Between one and three years

More than three years

DO PARTICIPANTS ACCESS COMPONENTS IN A SPECIFIC SEQUENCE?

YES

NO

DIGITIZATION

COMPONENTS DELIVERED DIGITALLY

TRANSFERS


COACHING

BUSINESS CAPITAL

FINANCIAL SERVICES FACILITATION

MARKET LINKS

SKILLS TRAINING



PARTICIPANT PROFILE


TARGETED POVERTY GROUPS

Other vulnerable


PRIORITY VULNERABLE GROUPS

Women


Displacement-affected



ELIGIBILITY CRITERIA



PARTICIPANT IDENTIFICATION METHODS



BASIC PROGRAM INFORMATION

COUNTRY

Bulgaria

REGION

Europe & Central Asia

LEAD IMPLEMENTING AGENCY

Employment Agency

TYPE LEAD IMPLEMENTING AGENCY

National/central government

START DATE

01/01/2015

END DATE

PRIMARY ENTRY POINT


Livelihoods and Jobs

P-CODE (WB PROGRAMS)

DNA

GLOBAL PRACTICE (WB PROGRAMS)

DNA



COUNTRY INFORMATION

LENDING CATEGORY (WB ONLY)

IBRD

FCV COUNTRY (WB FY20 LIST)

No

TOTAL POPULATION (MILLION)

7.10

POVERTY HEADCOUNT (NPL)

22.00%

POVERTY HEADCOUNT (\$1.90/DAYPPP2011)

1.41%

POVERTY HEADCOUNT (MPI)

N/A

NO. ECONOMIC INCLUSION PROGRAMS IN THE COUNTRY

1

NO. BENEFICIARIES (DIRECT & INDIRECT) OF ECONOMIC INCLUSION PROGRAMS IN THE COUNTRY

267



PLANNED
RESEARCH AND
EVALUATION

EVALUATION/RESEARCH TYPES

IMPACT EVALUATION TOPICS

NAME RESEARCH PARTNERS

-

DATE WHEN RESULTS AVAILABLE

-

LINK TO PUBLISHED WORK

-

Data submitted/updated as of
12/31/2019, through PEI's Landscaping
Survey, via
<https://enketo.ona.io/x/0ah4Y58C>

PROGRAMME FOR EMPLOYMENT AND TRAINING OF REFUGEES

PROGRAM COVERAGE

DIRECT BENEFICIARIES

114

DIRECT & INDIRECT BENEFICIARIES

267

PERCENTAGE FEMALE BENEFICIARIES

26-50%

Percentage of country population

0.01%

Area/s

Urban

Percentage of country population under the poverty line

0.02%

Geographic coverage

National coverage

INSTITUTIONAL ARRANGEMENTS

ORGANIZATIONS

INVOLVED IN IMPLEMENTATION

PROVIDING FINANCING

National/central government



Regional/district government



Local/municipal government



Nongovernmental organization



Community



Financial Service Provider



World Bank



Multilateral organization (not WB)



Bilateral organization



Private sector organization



COMMUNITY ENGAGEMENT

COMPONENTS DELIVERED
THROUGH COMMUNITY

- ☒ Business capital
- ☒ Skills Training
- ☒ Coaching
- ☒ Financial services facilitation
- ☒ Market Links

COMMUNITY STRUCTURES
LEVERAGED FOR PROGRAM
DELIVERY

- ☒ Informal community groups
- ☒ Formal community groups
- ☒ Formalized producer organizations
- ☒ Local governance group

DOES THE PROGRAM CREATE/STRENGTHEN COMMUNITY STRUCTURES/GROUPS?

YES

NO

LEARN MORE
www.peiglobal.org

CONTACT US



Colin Andrews, Program
Manager
peidp@worldbank.org

