

ENFOQUE DE GRADUACIÓN (EDG)

PROGRAM OBJECTIVES

MAIN OBJECTIVES

Wage employment

Food security

Financial inclusion

Self-employment

Market access

Social services

Diversification

Women's Empowerment

Environmental Management

Productivity

Social Inclusion

Resilience

PROGRAM DEVELOPMENT OBJECTIVE(DESCRIPTION)

Create a network of economic, social, labor security and encourage refugee families, asylum seekers and Venezuelan migrants to overcome their poverty situation. The goal is for households to achieve autonomy

PROGRAM COMPONENTS



TRANSFERS



COACHING



BUSINESS CAPITAL



FINANCIAL SERVICES FACILITATION



WAGE EMPLOYMENT FACILITATION



MARKET LINKS



SKILLS TRAINING



NATURAL RESOURCE MANAGEMENT AND/OR CLIMATE CHANGE ADAPTATION

AVERAGE PROGRAM DURATION FOR PROGRAM BENEFICIARIES

Under one year

Between one and three years

More than three years

DO PARTICIPANTS ACCESS COMPONENTS IN A SPECIFIC SEQUENCE?

YES

NO

DIGITIZATION

COMPONENTS DELIVERED DIGITALLY

TRANSFERS


COACHING

BUSINESS CAPITAL

FINANCIAL SERVICES FACILITATION

MARKET LINKS

SKILLS TRAINING




PARTICIPANT PROFILE

TARGETED POVERTY GROUPS

Extreme poor

PRIORITY VULNERABLE GROUPS

Displacement-affected




ELIGIBILITY CRITERIA

Poverty status

Physical condition

Having dependents

Behavioral attributes



PARTICIPANT IDENTIFICATION METHODS

Categorical targeting

Proxy Means Test



BASIC PROGRAM INFORMATION

COUNTRY

Argentina

REGION

Latin America & Caribbean

LEAD IMPLEMENTING AGENCY

Agencia Adventista de Desarrollo y Recursos Asistenciales (ADRA)

TYPE LEAD

IMPLEMENTING AGENCY

Nongovernmental organization

START DATE

07/01/2019

END DATE

12/01/2020

PRIMARY ENTRY POINT

Social Safety Nets

P-CODE (WB PROGRAMS)

DNA

GLOBAL PRACTICE (WB PROGRAMS)

DNA



COUNTRY INFORMATION

LENDING CATEGORY (WB ONLY)

IBRD

FCV COUNTRY (WB FY20 LIST)

No

TOTAL POPULATION (MILLION)

44.56

POVERTY HEADCOUNT (NPL)

32.00%

POVERTY HEADCOUNT (\$1.90/DAYPPP2011)

0.45%

POVERTY HEADCOUNT (MPI)

N/A

NO. ECONOMIC INCLUSION PROGRAMS IN THE COUNTRY

3

NO. BENEFICIARIES (DIRECT & INDIRECT) OF ECONOMIC INCLUSION PROGRAMS IN THE COUNTRY

313,762



## PLANNED RESEARCH AND EVALUATION

EVALUATION/RESEARCH TYPES

IMPACT EVALUATION TOPICS

NAME RESEARCH PARTNERS

-

DATE WHEN RESULTS AVAILABLE

-

LINK TO PUBLISHED WORK

-

Data submitted/updated as of 12/12/2019, through PEI's Landscaping Survey, via <https://enketo.ona.io/x/0ah4Y58C>

## ENFOQUE DE GRADUACIÓN (EDG)

### PROGRAM COVERAGE

DIRECT BENEFICIARIES

16

Percentage of country population

DIRECT & INDIRECT BENEFICIARIES

52

Percentage of country population under the poverty line 0.01%

PERCENTAGE FEMALE BENEFICIARIES

51-75%

Area/s

Urban

Geographic coverage One state/region

### INSTITUTIONAL ARRANGEMENTS

ORGANIZATIONS

INVOLVED IN IMPLEMENTATION

PROVIDING FINANCING

National/central government



Regional/district government



Local/municipal government



Nongovernmental organization



Community



Financial Service Provider



World Bank



Multilateral organization (not WB)



Bilateral organization



Private sector organization



### COMMUNITY ENGAGEMENT

COMPONENTS DELIVERED THROUGH COMMUNITY

- Business capital
- Skills Training
- Coaching
- Financial services facilitation
- Market Links

COMMUNITY STRUCTURES LEVERAGED FOR PROGRAM DELIVERY

- Informal community groups
- Formal community groups
- Formalized producer organizations
- Local governance group

DOES THE PROGRAM CREATE/STRENGTHEN COMMUNITY STRUCTURES/GROUPS?

YES

NO

### LEARN MORE

[www.peiglobal.org](http://www.peiglobal.org)

### CONTACT US



Colin Andrews, Program Manager  
[peidp@worldbank.org](mailto:peidp@worldbank.org)

