

REGRADE (RESILIENCE, GRADUATION AND EVIDENCE)  
PROGRAMME

PROGRAM OBJECTIVES

MAIN OBJECTIVES

Wage employment

Food security

Financial inclusion

Self-employment

Market access

Social services

Diversification

Women's Empowerment

Environmental Management

Productivity


Social Inclusion

Resilience


PROGRAM DEVELOPMENT OBJECTIVE(DESCRIPTION)

To build livelihoods security and improve nutrition outcomes among the extreme poor in South Wollo and Wolayta zones, Ethiopia.


PROGRAM COMPONENTS




TRANSFERS




COACHING




BUSINESS CAPITAL




FINANCIAL SERVICES FACILITATION




WAGE EMPLOYMENT FACILITATION



MARKET LINKS



SKILLS TRAINING



NATURAL RESOURCE MANAGEMENT AND/OR CLIMATE CHANGE ADAPTATION

AVERAGE PROGRAM DURATION FOR PROGRAM BENEFICIARIES

Under one year

Between one and three years

More than three years

DO PARTICIPANTS ACCESS COMPONENTS IN A SPECIFIC SEQUENCE?

YES

NO

DIGITIZATION

COMPONENTS DELIVERED DIGITALLY

TRANSFERS


COACHING

BUSINESS CAPITAL

FINANCIAL SERVICES FACILITATION

MARKET LINKS

SKILLS TRAINING



PARTICIPANT PROFILE

TARGETED POVERTY GROUPS

Extreme poor


Ultra-poor

PRIORITY VULNERABLE GROUPS

Women

Youth


Elderly



ELIGIBILITY CRITERIA

Age

Poverty status




PARTICIPANT IDENTIFICATION METHODS

Community-based targeting

Proxy Means Test

Government social registry



BASIC PROGRAM INFORMATION

COUNTRY

Ethiopia

REGION

Sub-Saharan Africa

LEAD IMPLEMENTING AGENCY

Concern Worldwide

TYPE LEAD IMPLEMENTING AGENCY

Nongovernmental organization

START DATE

01/01/2017

END DATE

12/01/2021

PRIMARY ENTRY POINT


Livelihoods and Jobs

P-CODE (WB PROGRAMS)

DNA

GLOBAL PRACTICE (WB PROGRAMS)

DNA



COUNTRY INFORMATION

LENDING CATEGORY (WB ONLY)

IDA

FCV COUNTRY (WB FY20 LIST)

No

TOTAL POPULATION (MILLION)

99.87

POVERTY HEADCOUNT (NPL)

23.50%

POVERTY HEADCOUNT (\$1.90/DAYPPP2011)

31.54%

POVERTY HEADCOUNT (MPI)

85.62%

NO. ECONOMIC INCLUSION PROGRAMS IN THE COUNTRY

13

NO. BENEFICIARIES (DIRECT & INDIRECT) OF ECONOMIC INCLUSION PROGRAMS IN THE COUNTRY

7,248,597



PLANNED  
RESEARCH AND  
EVALUATION

EVALUATION/RESEARCH TYPES

- Process evaluation
- Impact evaluation

IMPACT EVALUATION TOPICS

- Overall impact
- Impact at scale

NAME RESEARCH PARTNERS

The World Agroforestry Centre (ICRAF)

DATE WHEN RESULTS AVAILABLE

December 2021

LINK TO PUBLISHED WORK

N/A

Data submitted/updated as of 12/12/2019, through PEI's Landscaping Survey, via <https://enketo.ona.io/x/0ah4Y58C>

REGRADE (RESILIENCE, GRADUATION AND EVIDENCE) PROGRAMME

PROGRAM COVERAGE

DIRECT BENEFICIARIES	DIRECT & INDIRECT BENEFICIARIES	PERCENTAGE FEMALE BENEFICIARIES
5,601	25,821	1-25%
Percentage of country population	0.03%	Area/s Rural
Percentage of country population under the poverty line	0.11%	Geographic coverage Several states/regions

INSTITUTIONAL ARRANGEMENTS

ORGANIZATIONS	INVOLVED IN IMPLEMENTATION	PROVIDING FINANCING
National/central government	<div></div>	<div></div>
Regional/district government	<div></div>	<div></div>
Local/municipal government	<div></div>	<div></div>
Nongovernmental organization	<div></div>	<div></div>
Community	<div></div>	<div></div>
Financial Service Provider	<div></div>	<div></div>
World Bank	<div></div>	<div></div>
Multilateral organization (not WB)	<div></div>	<div></div>
Bilateral organization	<div></div>	<div></div>
Private sector organization	<div></div>	<div></div>

COMMUNITY ENGAGEMENT

COMPONENTS DELIVERED THROUGH COMMUNITY	COMMUNITY STRUCTURES LEVERAGED FOR PROGRAM DELIVERY
<div><div></div> Business capital</div> <div><div></div> Skills Training</div> <div><div></div> Coaching</div> <div><div></div> Financial services facilitation</div> <div><div></div> Market Links</div>	<div><div></div> Informal community groups</div> <div><div></div> Formal community groups</div> <div><div></div> Formalized producer organizations</div> <div><div></div> Local governance group</div>
DOES THE PROGRAM CREATE/STRENGTHEN COMMUNITY STRUCTURES/GROUPS?	
<div><div>YES</div><div>NO</div></div>	

LEARN MORE  
[www.peiglobal.org](http://www.peiglobal.org)

CONTACT US



Colin Andrews, Program Manager  
[peidp@worldbank.org](mailto:peidp@worldbank.org)

