

WOMEN ECONOMIC EMPOWERMENT PROJECT

PROGRAM OBJECTIVES
MAIN OBJECTIVES

Wage employment	Food security	Financial inclusion	Self-employment
Market access	Social services	Diversification	Women's Empowerment
Environmental Management	Productivity	Social Inclusion	Resilience

PROGRAM DEVELOPMENT OBJECTIVE(DESCRIPTION)

to improve employment opportunities and income of rural men and women; and sustainability of targeted local enterprises

PROGRAM COMPONENTS

 TRANSFERS	 COACHING	 BUSINESS CAPITAL	 FINANCIAL SERVICES FACILITATION
 WAGE EMPLOYMENT FACILITATION	 MARKET LINKS	 SKILLS TRAINING	 NATURAL RESOURCE MANAGEMENT AND/OR CLIMATE CHANGE ADAPTATION

AVERAGE PROGRAM DURATION FOR PROGRAM BENEFICIARIES

Under one year	Between one and three years	More than three years
----------------	-----------------------------	-----------------------




DO PARTICIPANTS ACCESS COMPONENTS IN A SPECIFIC SEQUENCE?

YES

NO

DIGITIZATION
COMPONENTS DELIVERED DIGITALLY

TRANSFERS	COACHING	BUSINESS CAPITAL
FINANCIAL SERVICES FACILITATION	MARKET LINKS	SKILLS TRAINING

 PARTICIPANT PROFILE TARGETED POVERTY GROUPS Poor Extreme poor PRIORITY VULNERABLE GROUPS Women People with disabilities Displacement-affected	 ELIGIBILITY CRITERIA Age Poverty status	 PARTICIPANT IDENTIFICATION METHODS Geographic targeting Community-based targeting Proxy Means Test
--	---	---



BASIC PROGRAM INFORMATION

COUNTRY
Afghanistan

REGION
South Asia

LEAD IMPLEMENTING AGENCY
Ministry of Rural Rehabilitation and Development (MRRD)

TYPE LEAD
IMPLEMENTING AGENCY
National/central government

START DATE
03/01/2010

END DATE

PRIMARY ENTRY POINT
Livelihoods and Jobs

P-CODE (WB PROGRAMS)
P164443

GLOBAL PRACTICE (WB PROGRAMS)
Agriculture and Food



COUNTRY INFORMATION

LENDING CATEGORY (WB ONLY)
IDA

FCV COUNTRY (WB FY20 LIST)
Yes

TOTAL POPULATION (MILLION)
34.66

POVERTY HEADCOUNT (NPL)
54.50%

POVERTY HEADCOUNT (\$1.90/DAYPPP2011)
N/A

POVERTY HEADCOUNT (MPI)
55.90%

NO. ECONOMIC INCLUSION PROGRAMS IN THE COUNTRY
3

NO. BENEFICIARIES (DIRECT & INDIRECT) OF ECONOMIC INCLUSION PROGRAMS IN THE COUNTRY
1,069,271



PLANNED
RESEARCH AND
EVALUATION

EVALUATION/RESEARCH TYPES

Impact evaluation

IMPACT EVALUATION TOPICS

Overall impact

Impact at scale

NAME RESEARCH PARTNERS

Ministry of Rural Rehabilitation
and Development

DATE WHEN RESULTS AVAILABLE

2018

LINK TO PUBLISHED WORK

ICR Report 2018

Data submitted/updated as of
11/25/2019, through PEI's Landscaping
Survey, via
<https://enketo.ona.io/x/0ah4Y58C>

WOMEN ECONOMIC EMPOWERMENT PROJECT

PROGRAM COVERAGE

DIRECT BENEFICIARIES

119,065

DIRECT & INDIRECT BENEFICIARIES

957,283

PERCENTAGE FEMALE BENEFICIARIES

26-50%

Percentage of country population

2.76%

Area/s

Rural Peri-urban

Percentage of country population under the poverty
line

5.07%

Geographic coverage Several states/regions

INSTITUTIONAL ARRANGEMENTS

ORGANIZATIONS

INVOLVED IN IMPLEMENTATION

PROVIDING FINANCING

National/central government



Regional/district government



Local/municipal government



Nongovernmental organization



Community



Financial Service Provider



World Bank



Multilateral organization (not WB)



Bilateral organization



Private sector organization



COMMUNITY ENGAGEMENT

COMPONENTS DELIVERED
THROUGH COMMUNITY

- Business capital
- Skills Training
- Coaching
- Financial services facilitation
- Market Links

COMMUNITY STRUCTURES
LEVERAGED FOR PROGRAM
DELIVERY

- Informal community groups
- Formal community groups
- Formalized producer organizations
- Local governance group

DOES THE PROGRAM CREATE/STRENGTHEN COMMUNITY STRUCTURES/GROUPS?

YES

NO

LEARN MORE

www.peiglobal.org

CONTACT US



Colin Andrews, Program
Manager
peidp@worldbank.org

